

FLEX F1000SBL WITH LEVERS
FLEX F1000SBR WITH REMOTE CONTROL
CAPACITY 1000 KG – ELECTRIC CONTROLLED SINGLE BOOM



The electric counterbalanced crane FLEX F1000SB is a power driven counterbalanced crane with rigid arm and a max. lifting capacity of 1.000 kg. It is equipped with an electric controlled jib arm with 1.000 mm stroke that make it possible to get 1653 mm overhang. It is equipped with a pivoting drive wheel that offers an exceptional steering angle and two fixed front elastic wheels. The lifting, descent, extend and retract are electric powered and their speed can be adjusted by the operator. The integrated ballast design make it possible to lift a load without installing lateral outriggers. Therefore it is a universal mobile crane for unlimited applications and immediately ready for use. Our lifting equipment Flex F1000SB is ideal for placements of molds and various loads over barrier, on 3D machines, lathes, narrow openings, assembly lines and over perimeter protections. Equipped with 2 control levers that make it possible to activate the upward/downward motion of the jib arm as well as the extension and retraction with progressive speed. Handling and lifting of loads in full compliance with current health and safety regulations. The hydraulic system is equipped with a block valve that prevents the load from falling in case of accidental tube breakage. The pump is equipped with a relief valve that prevents the machine from being overloaded.

TECHNICAL DATA	UM	FLEX F1000SB
WEIGHT	[kg]	1600
MAX CAPACITY	[kg]	1000
LIFTING MOTOR	[W]	800
TRACTION MOTOR	[W]	1200
TANK CAPACITY	[L]	3

TRACTION AND CONTROLLER			
2 BATTERIES		1 BATTERY CHARGER	
[V]	[A]	[V]	[A]
2 x 12	2 x 120	24	12

**OUTREACH AND CAPACITY
WITH ELECTRIC BOOM 1000 MM STROKE**

OUTREACH	from 653 mm to 1653 mm
CAPACITY	from 1000 kg to 500 kg

TILLER ARM

Maximum ergonomics : the operator can firmly grip the tiller handles with both hands

Safe driving : Tiller arm safety switch disables operation in non-allowed positions

Slow/fast speed : 2-speed driving

Slow mode of 1.5 km/hr ideal for tight spaces and to safely move the load

Standard speed of 3.0 km/hr to drive the crane along long distances

Audible motion warning device : Horn with anti-noise polyester axial capacitor

Anti-crush belly button: anti-crush button with automatic reversing switch to ensure the safety of the operator in every maneuvering operation

2 butterfly controls: for forward travel and backward travel controls



BUILT-IN CHARGER

Pulse model with single phase 220V high frequency input voltage and 24V output voltage.

Microprocessor indicator with relay for lifting block.

3 LEDs that indicate the operating status.

Remote RBC indicator for displaying the charging phase of the battery charger.

Indicator that shows the charge level of the batteries

Indicator that shows the completion of the charging cycle

220V Schuko plug

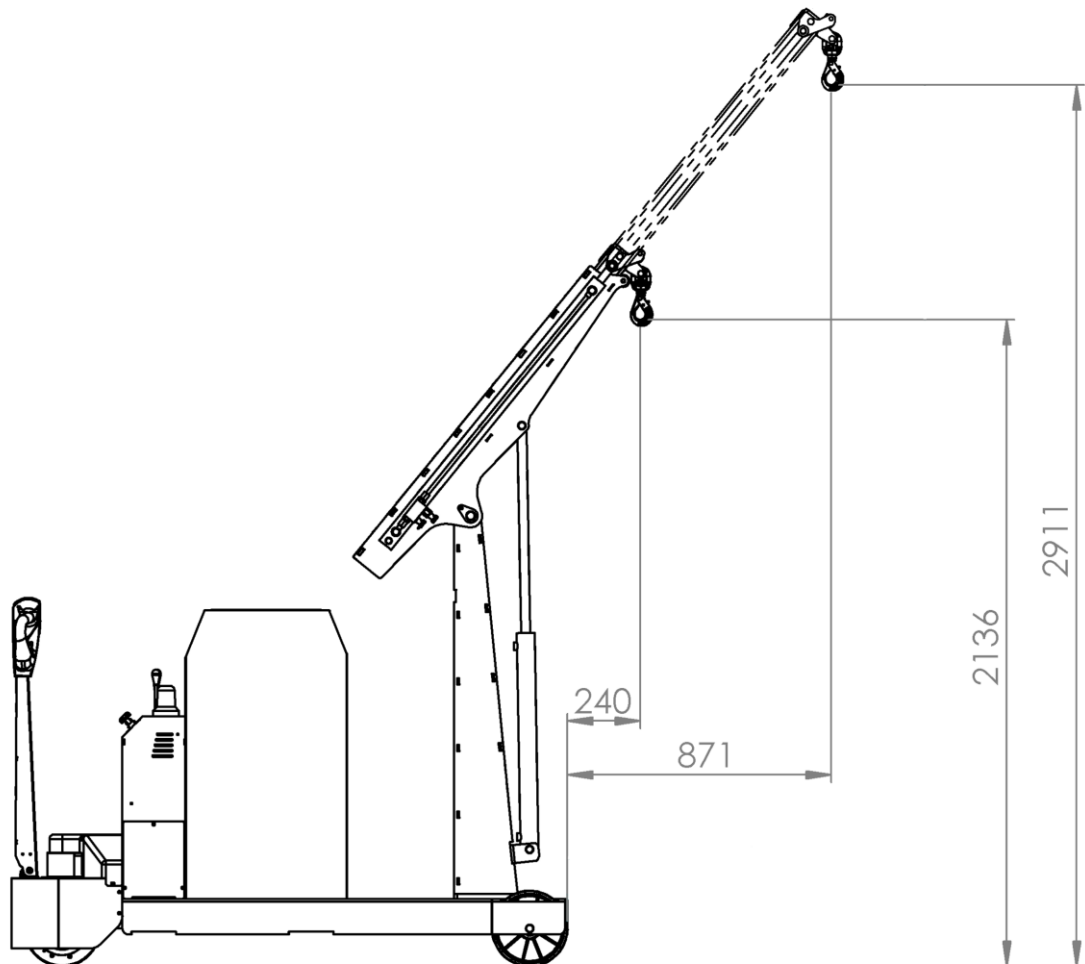
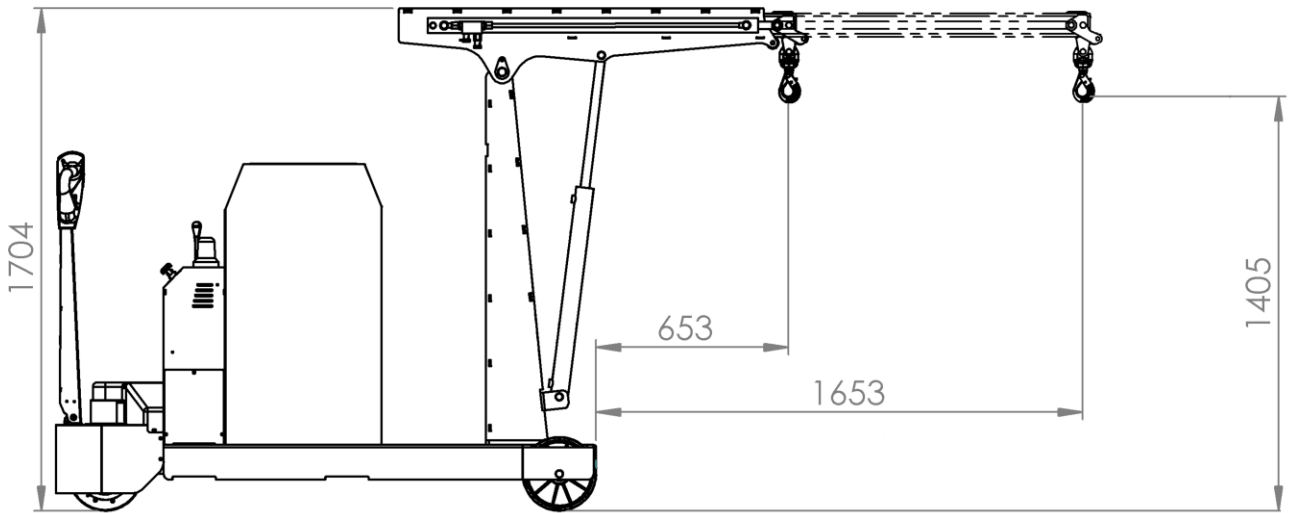
DYNAMIC LOAD LIMITER

System for preventing overloading in each position of the extension that activates a mechanism that blocks the upward motion ensuring the functionality of the crane in absolute safety and that signals when the crane returns to allowed position, re-enabling the controls

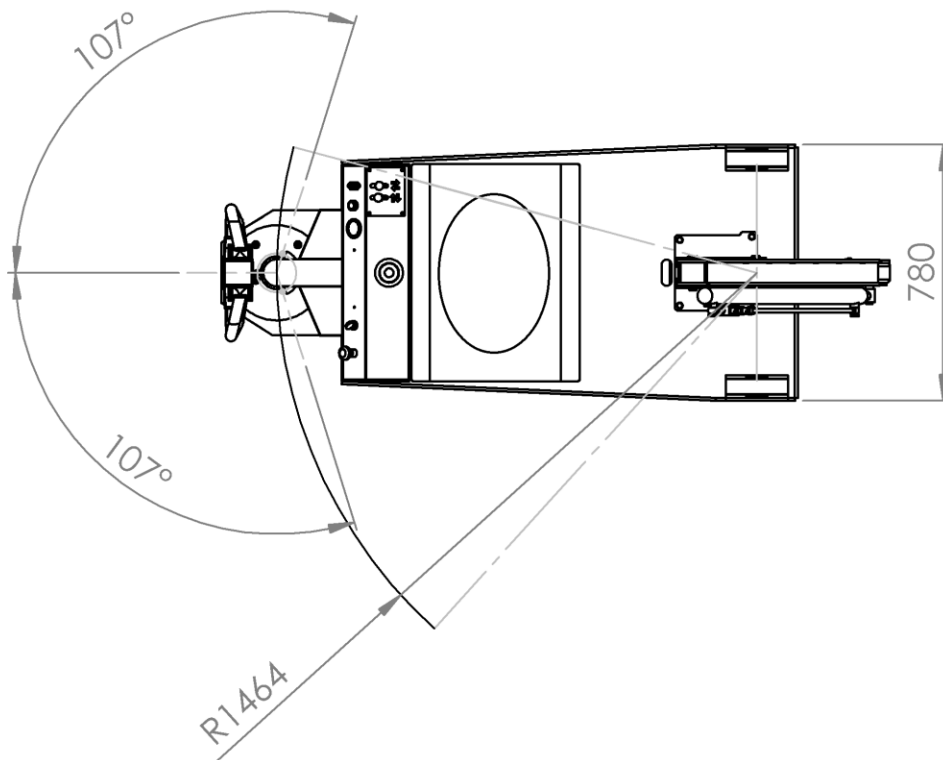
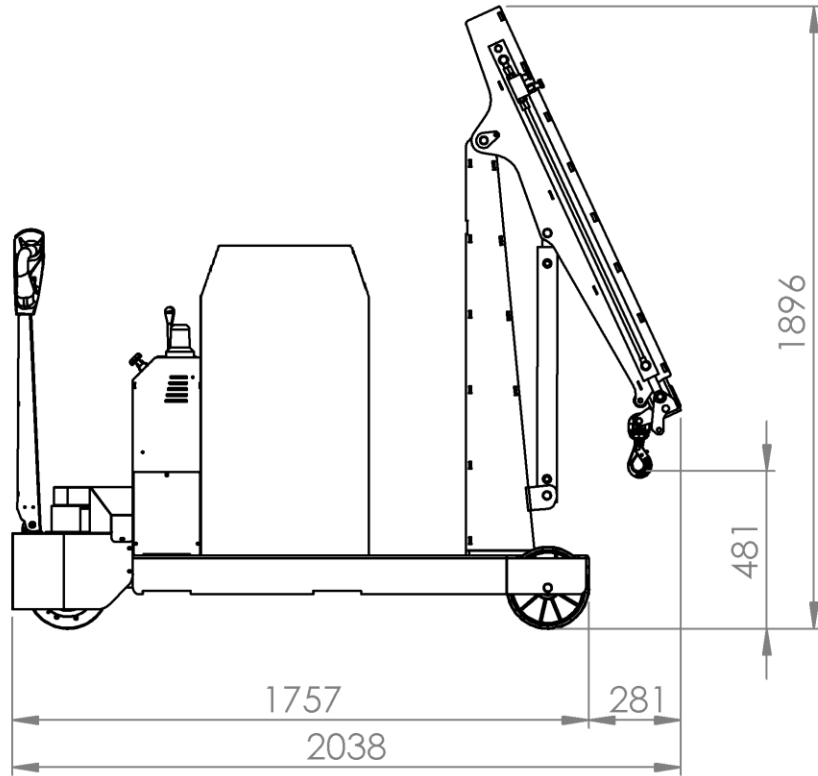
POWER DRIVE

AC traction motor with recovery braking. Permanent magnet drive wheel in direct current 24V 700W high frequency MOSFET controller.

FLEX F1000SBL / FLEX F1000SBR
DRAWINGS



FLEX F1000SBL / FLEX F1000SBR
DRAWINGS



FLEX F1000SBL / FLEX F1000SBR
LOAD CHART

